

Cleaning Comparison

MONARCH VINYL UPHOLSTERY CLEANER VERSUS SOAP & WATER

Directions for use:




- Spray cleaner onto the surfaces to be cleaned and wipe off with a dry cloth.
- Only a small amount is necessary to achieve excellent cleaning results.
- To remove stubborn stains and spots, use the enclosed sponge after applying the product and remove excessive solution with a dry towelette.
- Use daily or as required.
- Compatible with Ultraleather® upholstery material, but do not use on real leather.

Made With  Avacado Oil



1


DENTAL CHAIR STAINED WITH TEST SOIL AND PEN




Chair before cleaning.

2

CLEANED WITH DISH SOAP



CLEANED WITH MONARCH VINYL UPHOLSTERY CLEANER



The cleansing effect can be clearly seen on the cleaning utensils.

3

CLEANED WITH DISH SOAP



CLEANED WITH MONARCH VINYL UPHOLSTERY CLEANER



Remove excessive cleaning solution with a dry towelette. Remaining, unbound grime is removed.

Monarch Vinyl Upholstery Cleaner



Monarch Vinyl Upholstery Cleaner maintains the integrity of the material for longer life of dental chairs made out of vinyl or artificial leather.

- Safely cleans all vinyl and artificial leather surfaces.
- Removes stubborn stains, spots and discoloration.
- Cleans and cares without leaving any residues.
- Leaves a silky gloss finish.
- Made of a special blend of surfactants, silicone compounds and avocado oil.

“The Monarch upholstery cleaner did not have a noxious odor or leave a sticky residue. It cleans exceptionally well. Our chairs look great!”

-Sheri B. Doniger, DDS



 **Monarch.**

by

AIR
TECHNIQUES equipped for life®

Questions? Please call us
at 1-800-247-8324

www.airtechniques.com

Shop online at www.airtechniques.com/shop-list

PN 9922-525 Rev. C