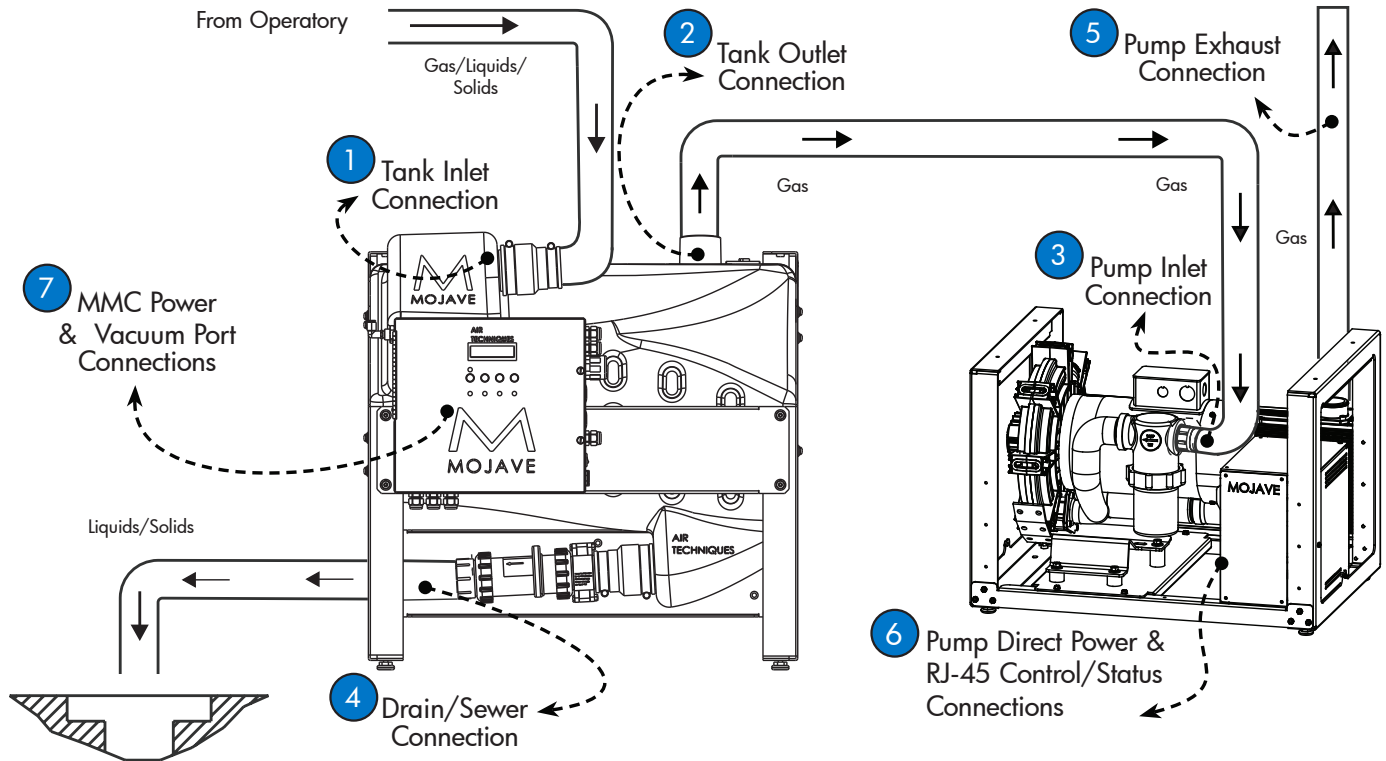


# MOJAVE<sup>®</sup> Dry Vacuum System

This document provides the connections necessary to install the MOJAVE system into a utility room that is properly prepared for the system to be installed.



Typical MOJAVE Single Pump Connection Overview

## System Setup Connections

### Important:

Make sure to install the system in accordance with all local electrical and plumbing codes.

Make sure to efficiently use space by making connections as short and direct as possible to meet your particular site requirements.

Make sure that all hose connections are straight and secure without any sharp bends or kinks.

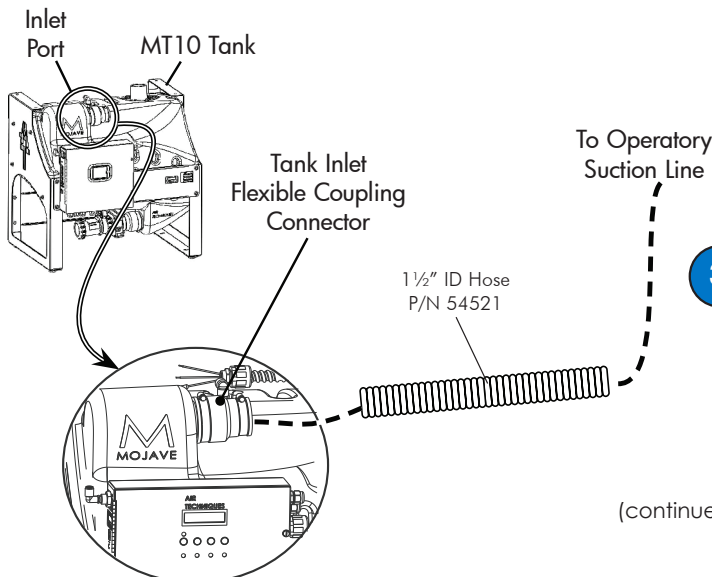
Since the vacuum hose is rigid, make sure not to stress connections especially at the pump inlet.

MOJAVE Documentation.

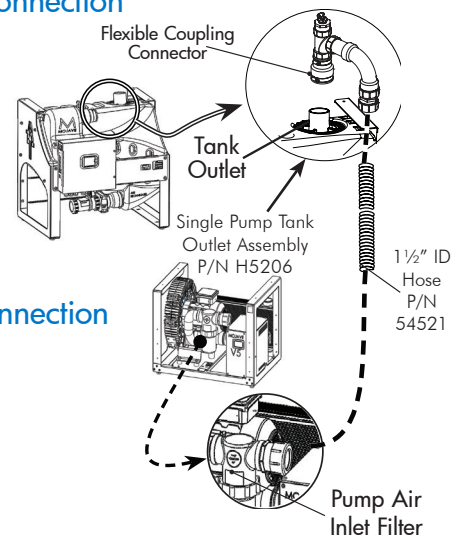
Refer to the following Mojave documentation for more detailed information on the plumbing, electrical connections and site requirements as necessary.

- User's and Installation Manual, P/N H5153,
- Pre-Installation Guide, P/N H5187,
- CT20 Dual Tank Product Overview

### 1 Tank Inlet Connection



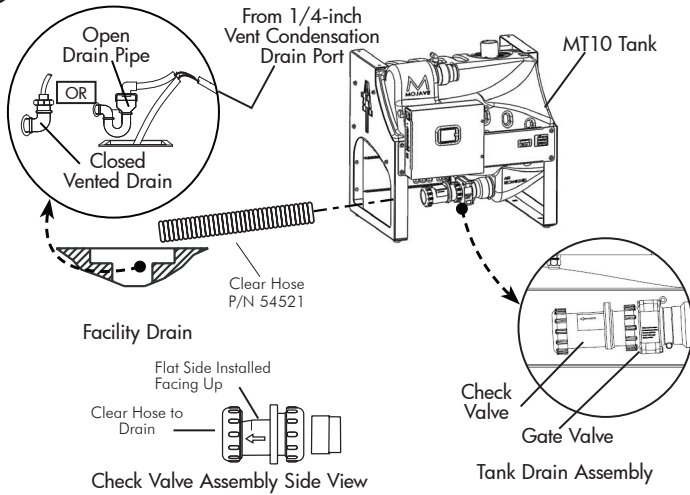
### 2 Tank Outlet Connection



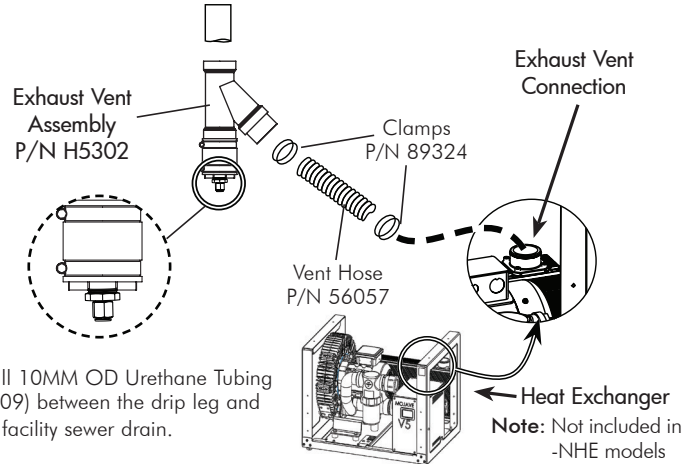
### 3 Pump Inlet Connection

(continue on back)

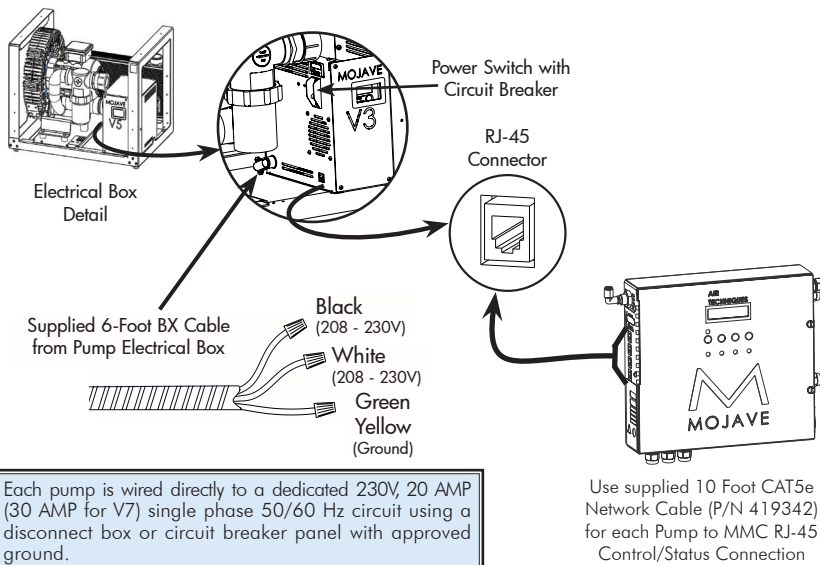
## 4 Drain/Sewer Connection



## 5 Heat Exhaust Vent Connection

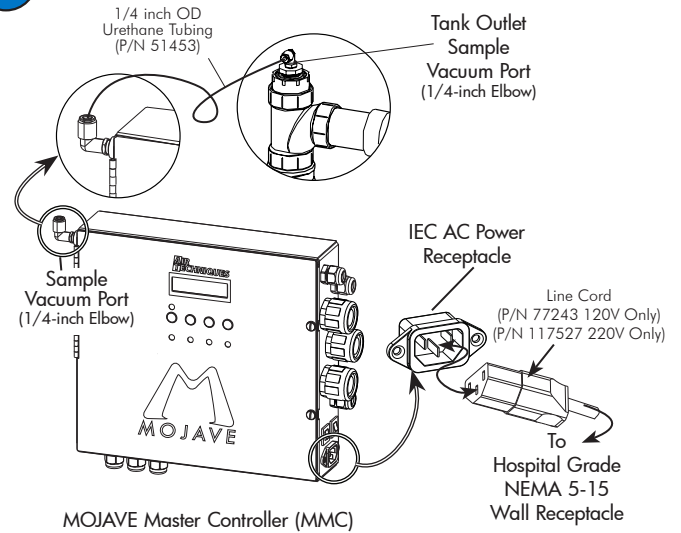


## 6 Pump Direct Power & RJ-45 Control/Status Connections

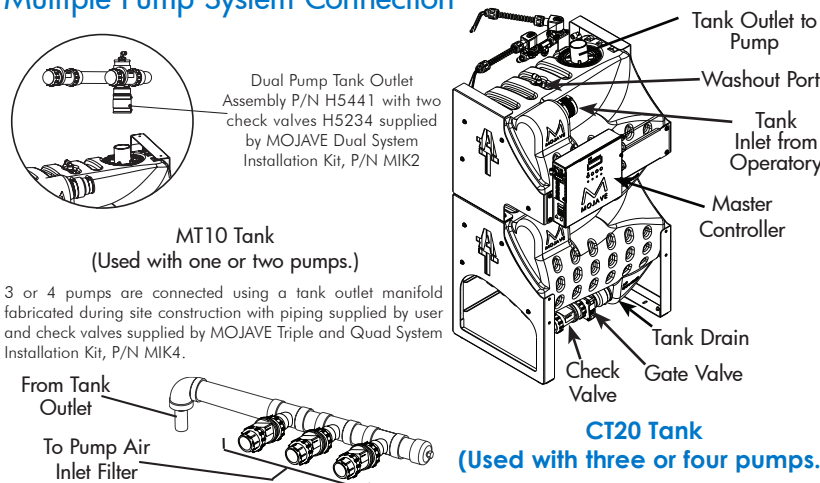


Each pump is wired directly to a dedicated 230V, 20 AMP (30 AMP for V7) single phase 50/60 Hz circuit using a disconnect box or circuit breaker panel with approved ground.

## 7 MMC Power & Vacuum Port Connections

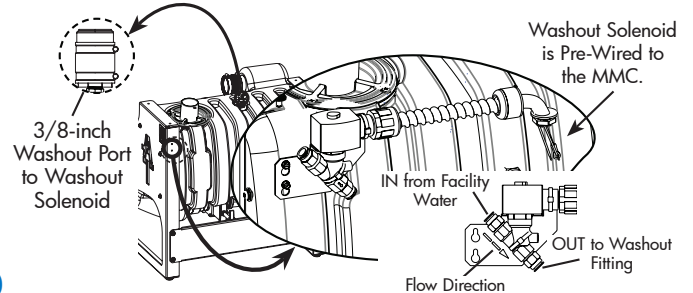


## Multiple Pump System Connection



## Optional Washout Solenoid Installation

Using the two supplied thread forming screws, install the solenoid onto the rear of the MT10 Tank. Install the supplied 3/8 inch tubing from the facility water source to the IN fitting. Connect the short 3/8 inch tubing between the OUT fitting and the Washout Fitting on top of the tank.



[www.airtechniques.com](http://www.airtechniques.com)



Corporate Headquarters  
1295 Walt Whitman Road | Melville, New York 11747-3062, USA  
Phone: 1-800-247-8324 | Fax: 1-888-247-8481

**AIR TECHNIQUES** equipped for life®